

Fleet Snapshot January 2020

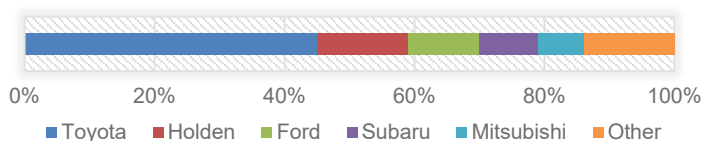
A1357203

Fleet size

Year (June 30)	2014	2015	2016	2017	2018	2019
Fleet size	7,676	7,559	7,215	7,151	6,960	6,815

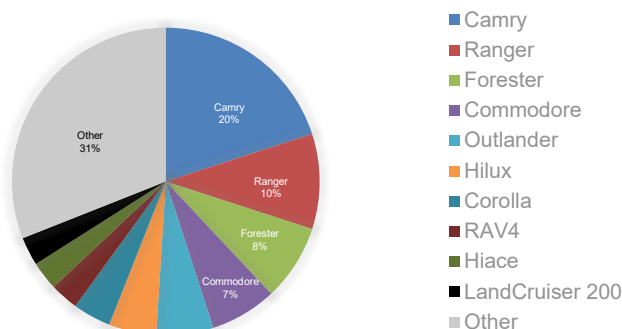
Top five manufacturers

Manufacturer	Percentage
Toyota	45%
Holden	14%
Ford	11%
Subaru	9%
Mitsubishi	7%
Other	14%



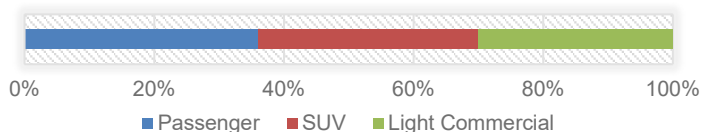
Top ten models

Model	Manufacturer	Percentage
Camry	Toyota	20%
Ranger	Ford	10%
Forester	Subaru	8%
Commodore	Holden	7%
Outlander	Mitsubishi	6%
Hilux	Toyota	5%
Corolla	Toyota	4%
RAV4	Toyota	3%
Hiace	Toyota	3%
LandCruiser 200	Toyota	3%
Other	Other	31%



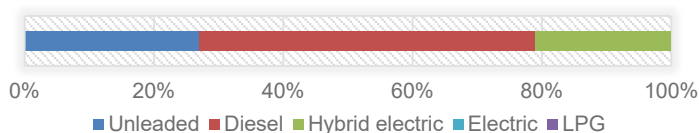
Vehicle segments

Segment	Percentage
Passenger	36%
SUV	34%
Light Commercial	30%



Vehicle number by fuel type

Fuel type	Percentage
Unleaded	27%
Diesel	52%
Hybrid electric	21%
Electric	0%
LPG	0%



30% low emission vehicle target

Type	Percentage
Low emission	48.2%
Other	51.8%

